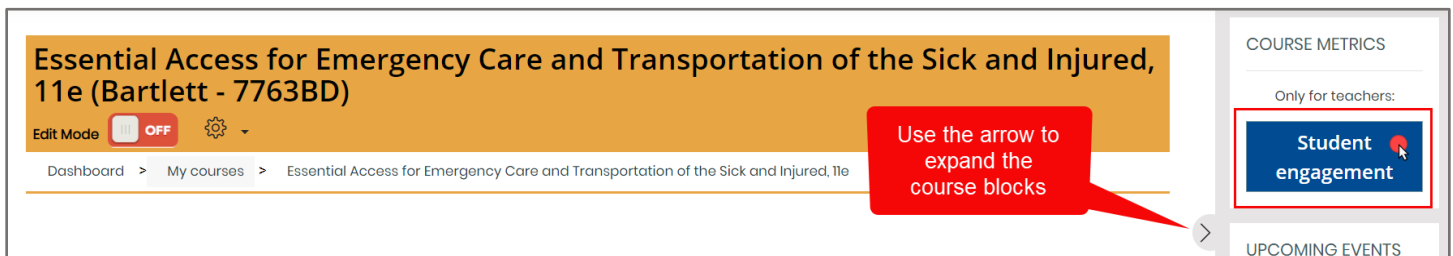



How to Track Students' Online Course Activity Time

This document provides instructions on how to track students' estimated course activity time using the Student engagement button. Engagement time is estimated by capturing the time between two or more consecutive clicks within a defined session of activity. Please note, the Student engagement report is limited to in-course activity only and does not account for any activity in external course tools or resources, such as the eBook, course media, or TestPrep.

1. From the course homepage, click on the **Student engagement** button from the Course Blocks tab on the right side of the page. Please note, this tab will need to be expanded to access the tool.



Essential Access for Emergency Care and Transportation of the Sick and Injured, 11e (Bartlett - 7763BD)

Edit Mode OFF 

Dashboard > My courses > Essential Access for Emergency Care and Transportation of the Sick and Injured, 11e

Use the arrow to expand the course blocks

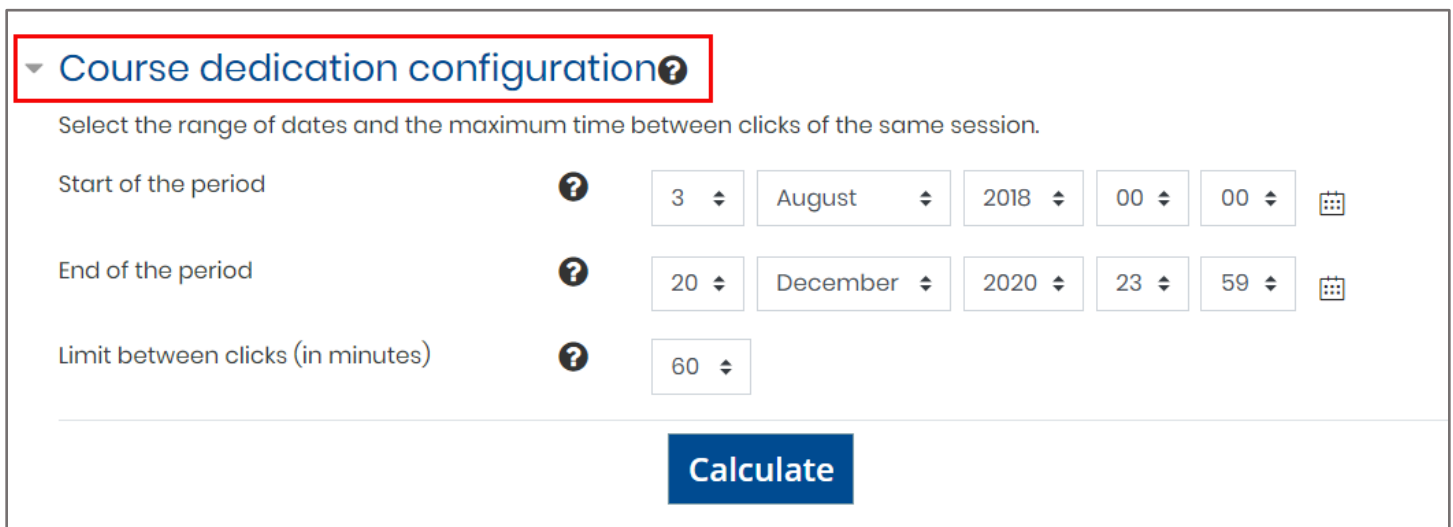
COURSE METRICS

Only for teachers:

Student engagement







UPCOMING EVENTS







2. The next page will display the **Course dedication configuration** section, where you may customize the parameters used for capturing your students' time.





▼ **Course dedication configuration?**

Select the range of dates and the maximum time between clicks of the same session.

Start of the period  3  August  2018  00  00 

End of the period  20  December  2020  23  59 

Limit between clicks (in minutes)  60 

Calculate

3. **Start of the period** is the date and time you would like to begin capturing student activity, and **End of the period** is the date and time you wish to stop capturing student activity in the report. The period between the two is a window of time in which student activity will be reported when the report is calculated.

▼ **Course dedication configuration** ?

Select the range of dates and the maximum time between clicks of the same session.

Start of the period	?	1	January	2020	00	00	📅
End of the period	?	22	June	2020	17	00	📅
Limit between clicks (in minutes)	?	60					

Calculate

4. The **Limit between clicks** setting enables you to define what is constituted as a single session of online activity in the report. For example, if the limit is set to 60 minutes, the report will display two distinct sessions of activity in the event a student has been active and then logged out or stepped away from their computer for a period of 60 minutes or more before returning, at which point the subsequent activity captured will report as a separate session.

▼ **Course dedication configuration** ?

Select the range of dates and the maximum time between clicks of the same session.

Start of the period	?	1	January	2020	00	00	📅
End of the period	?	22	June	2020	17	00	📅
Limit between clicks (in minutes)	?	60					

Calculate

5. When satisfied with your settings, click the **Calculate** button to run the report.

▼ **Course dedication configuration**

Select the range of dates and the maximum time between clicks of the same session.

Start of the period 1 January 2020 00 00

End of the period 22 June 2020 17 00

Limit between clicks (in minutes) 60

Calculate

6. The report will display below, revealing the length of time for which you have captured data next to **Elapsed time**, the **Total dedication** time all course participants have been active within the defined period, and the calculated average of activity per person, or **Mean dedication**.

All course members dedication. Click on any name to see a detailed course dedication for it.
Period since *Wednesday, 1 January 2020, 12:00 AM* to *Monday, 22 June 2020, 5:00 PM*

Elapsed time: 173 days 16 hours
Total dedication: 124 hours 53 mins
Mean dedication: 24 hours 58 mins

[Download in Excel format](#)

First name	Surname	Group	Course dedication	Connections per day
	Lisa	Adams	Night Class 4 hours 53 mins	0.08
	Jones	Bartlett	115 hours 50 mins	0.24
	Michelle	Doe	31 mins 13 secs	0.01
	John	Smith	Night Class 3 hours 22 mins	0.06
	David	Williams	16 mins 16 secs	0.01


7. Below this section, you will find a list of course participants and their individual duration of online activity, or student engagement, within the defined time frame.

All course members dedication. Click on any name to see a detailed course dedication for it.
 Period since *Wednesday, 1 January 2020, 12:00 AM to Monday, 22 June 2020, 5:00 PM*
Elapsed time: 173 days 16 hours
Total dedication: 124 hours 53 mins
Mean dedication: 24 hours 58 mins

[Download in Excel format](#)

First name	Surname	Group	Course dedication	Connections per day
Lisa	Adams	Night Class	4 hours 53 mins	0.08
Jones	Bartlett		115 hours 50 mins	0.24
Michelle	Doe		31 mins 13 secs	0.01
John	Smith	Night Class	3 hours 22 mins	0.06
David	Williams		16 mins 16 secs	0.01

8. You may click on any individual's name to gain further insight into their activity details, including when their activity occurred and the duration of each of their sessions.

Detailed course dedication of  *Lisa Adams*.
 Period since *Wednesday, 1 January 2020, 12:00 AM to Monday, 22 June 2020, 5:00 PM*
Elapsed time: 173 days 16 hours
Total dedication: 4 hours 52 mins
Mean dedication: 22 mins 30.384615384615 secs

[Download in Excel format](#)

Session start	Duration	IP
Monday, 11 May 2020, 11:35 AM	4 mins 45 secs	10.182.197.119, 10.160.246.43
Monday, 11 May 2020, 2:53 PM	4 mins 31 secs	10.182.197.119
Wednesday, 13 May 2020, 9:04 AM	21 mins 40 secs	10.182.197.119
Monday, 18 May 2020, 2:38 PM	32 mins 58 secs	10.182.197.235
Monday, 18 May 2020, 4:21 PM	51 mins 4 secs	10.182.197.235
Thursday, 21 May 2020, 10:27 AM	1 min 31 secs	10.182.197.235
Thursday, 28 May 2020, 4:20 PM	1 hour 21 mins	10.182.197.119, 10.182.197.236
Friday, 29 May 2020, 11:13 AM	1 hour 12 mins	10.182.197.236
Wednesday, 3 June 2020, 5:48 PM	8 mins 11 secs	10.160.245.72, 10.182.197.236
Friday, 12 June 2020, 2:55 AM	1 min 16 secs	10.182.196.23
Wednesday, 17 June 2020, 3:02 PM	2 mins 55 secs	10.182.197.119
Monday, 22 June 2020, 11:52 AM	1 min 35 secs	10.182.197.119
Monday, 22 June 2020, 3:22 PM	8 mins 40 secs	10.182.197.119

This information is displayed after clicking the student's name on the main report page.

9. You may download the results of your report at any time by clicking the **Download in Excel Format** button.



All course members dedication. Click on any name to see a detailed course dedication for it.
Period since *Wednesday, 1 January 2020, 12:00 AM* to *Monday, 22 June 2020, 5:00 PM*

Elapsed time: 173 days 16 hours

Total dedication: 124 hours 53 mins

Mean dedication: 24 hours 58 mins

[Download in Excel format](#)

	First name	Surname	Group	Course dedication	Connections per day
	Lisa	Adams	Night Class	4 hours 53 mins	0.08
	Jones	Bartlett		115 hours 50 mins	0.24
	Michelle	Doe		31 mins 13 secs	0.01
	John	Smith	Night Class	3 hours 22 mins	0.06
	David	Williams		16 mins 16 secs	0.01